

RKDF University Bhopal

Feedback analysis

Academic Year 2021-22

Feedback from students

The feedback was collected confidentially from students for academic session 2021-22

Analysis of Feedback

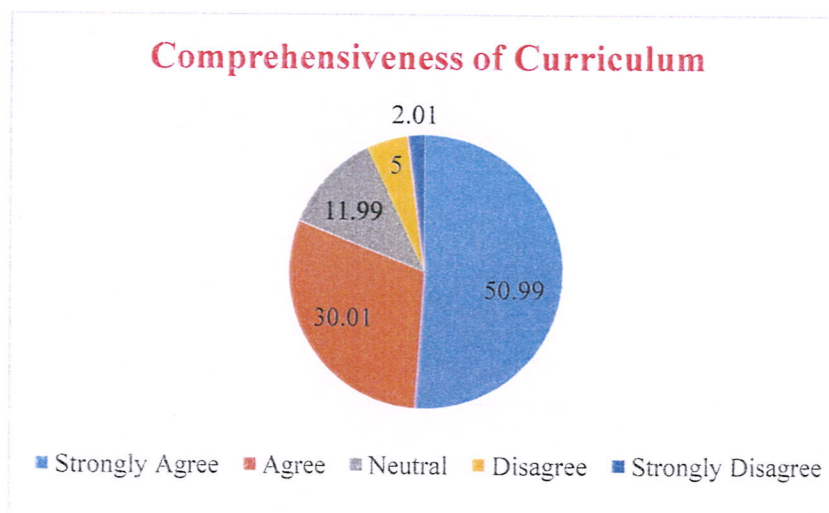
The feedback has been analysed by categorizing the questions in feedback form into six categories

- Curriculum is Comprehensive
- Teaching learning approach
- Institutes faculty/mentor
- Students learning difficulties
- Curriculum is job oriented
- Suggestions (if any)

Q1: Curriculum comprehensive relevant practical oriented and structured properly

S.NO	Rating Scale	No of responses	%
1	Strongly Agree	1315	50.99
2	Agree	774	30.01
3	Neutral	309	11.99
4	Disagree	129	5.00
5	Strongly Disagree	52	2.01
Total		2579	100

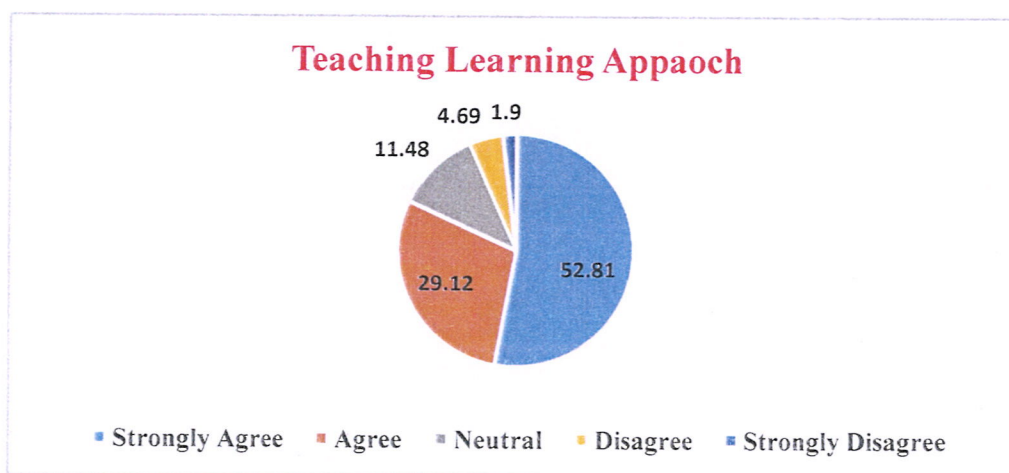
It is evident from the table that majority of students feel that curriculum is comprehensive, relevant and practical oriented and structured properly because strongly agree, agree, neutral, disagree and strongly disagree rated by majority of students while minority of students rated with average.



Q2: Teaching learning approach is interactive, supportive and digital teaching aids are used

S.NO	Rating Scale	No of responses	%
1	Strongly Agree	1362	52.81
2	Agree	751	29.12
3	Neutral	296	11.48
4	Disagree	121	4.69
5	Strongly Disagree	49	1.9
Total		2579	100

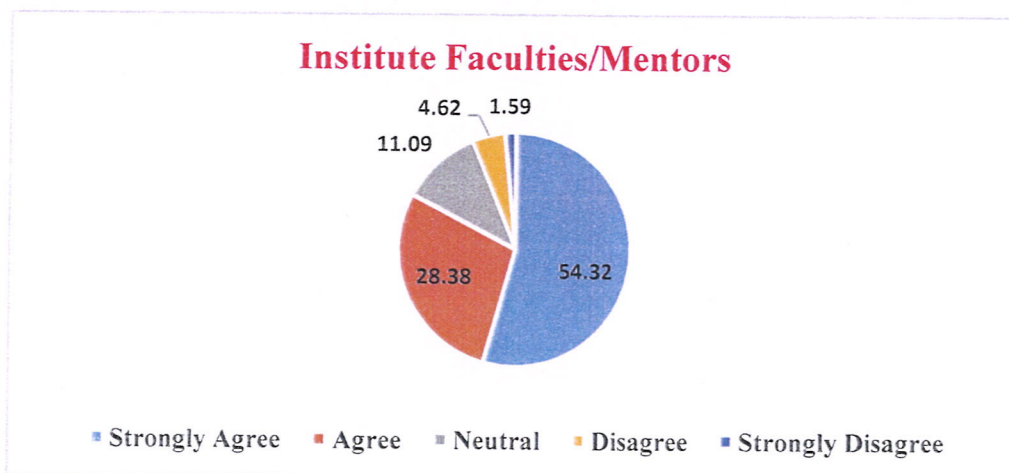
It is evident from the table that majority of students feel that, teaching learning approach is interactive, supportive and digital teaching aids are used by the teachers. High percentages of students rated with strongly agree, agree, neutral, disagree and strongly disagree rated with average.



Q3: Institute faculties/mentors helps in all academic needs.

S.NO	Rating Scale	No of respondents	%
1	Strongly Agree	1401	54.32
2	Agree	732	28.38
3	Neutral	286	11.09
4	Disagree	119	4.62
5	Strongly Disagree	41	1.59
Total		2579	100

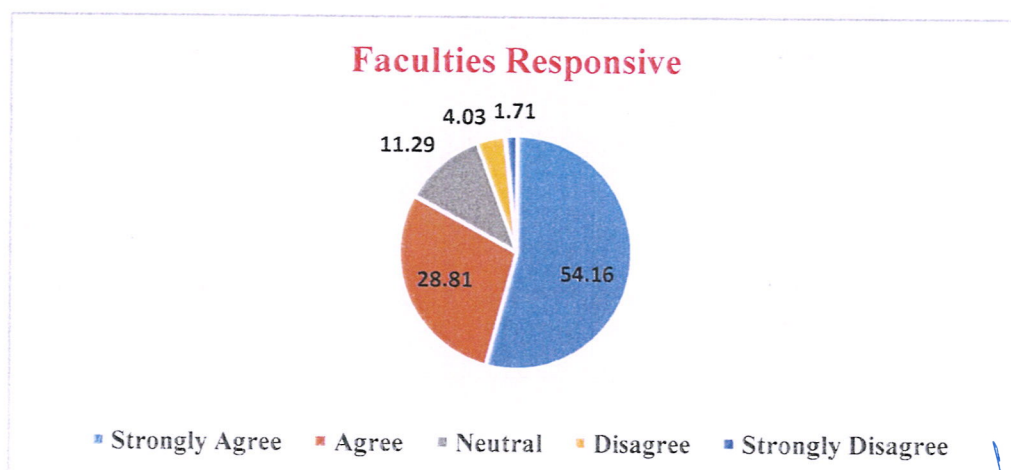
It is evident from the table that majority of students feel that Institute faculties/mentors helps in all academic needs. High percentages of students rated with strongly agree, agree, neutral, disagree and strongly disagree rated with average.



Q4: Faculties are responsive to students learning difficulties

S.NO	Rating Scale	No of Responses	%
1	Strongly Agree	1397	54.16
2	Agree	743	28.81
3	Neutral	291	11.29
4	Disagree	104	4.03
5	Strongly Disagree	44	1.71
Total		2579	100

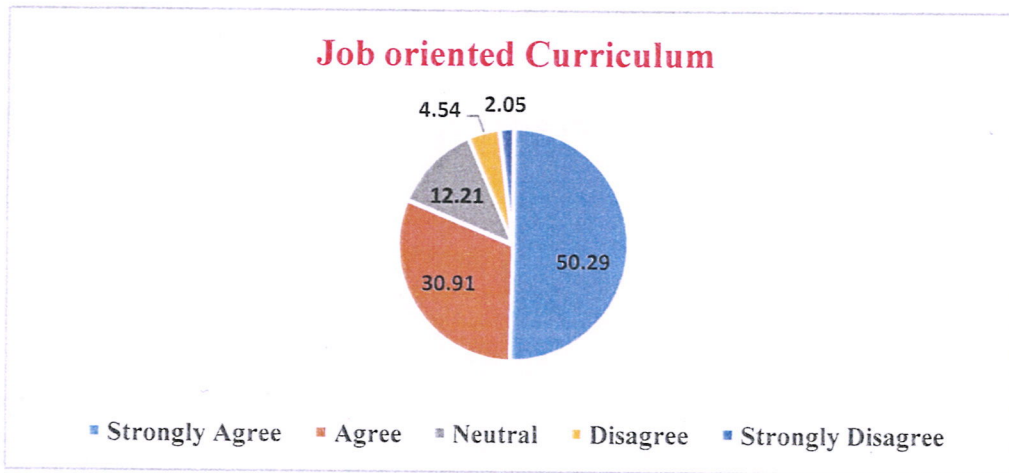
It is evident from the table that majority of students feel that **Faculties are responsive to students learning difficulties**. High percentages of students rated with strongly agree, agree, neutral, disagree and strongly disagree rated with average.



Q5: Curriculum is job oriented

S.NO	Rating Scale	No of responses	%
1	Strongly Agree	1297	50.29
2	Agree	797	30.91
3	Neutral	315	12.21
4	Disagree	117	4.54
5	Strongly Disagree	53	2.05
Total		2579	100

It is evident from the table that majority of students feel that **Curriculum is job oriented**. High percentages of students rated with strongly agree, agree, neutral, disagree and strongly disagree minority of students rated with average.



Recommendations: Regarding few suggestions of students important following steps are advised to be taken

1. Quality of the food served in the Mess needs improvisation.
2. Random quality check of the food being served to the student should be done.
3. Cleanliness should be maintained in and around the mess and the campus.

Dr. Mohan Pawar
Chairman

Dr. A C Nayak
Member

Ms. Sonal Singh
Member

Ms. Anshuma Upadhyay
Member

Mr. Aditya Khare
Member

RKDF University Bhopal

Feedback Analysis

Academic Year 2021-22

Feedback from Alumni

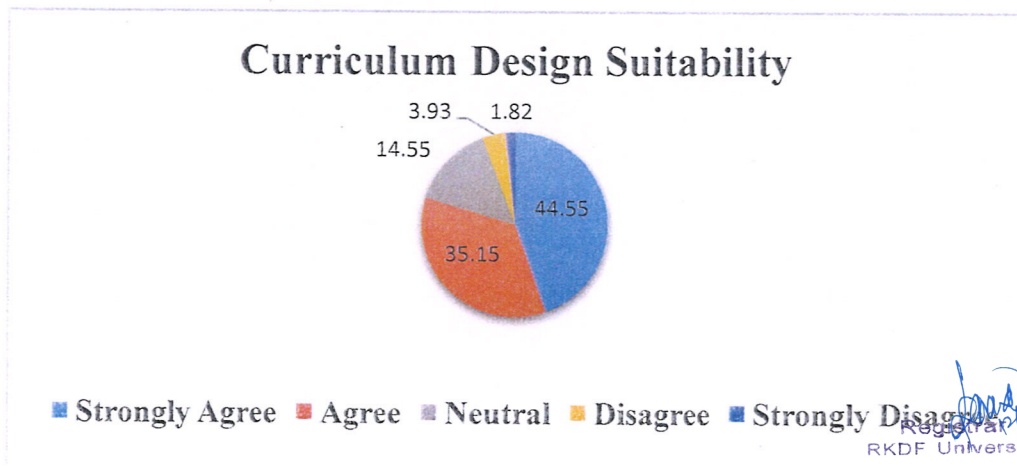
The feedback was collected confidentially from alumni for academic session 2021-22. The feedback has been analysed by categorizing the questions in feedback form into nine categories

- Curriculum design suitable for meeting the overall development of students
- Infrastructure
- The curriculum develops global competence in students
- Curriculum is suitable for employability in the present scenario
- Faculties are knowledgeable and helpful in improving students learning
- Institute/faculty member makes efforts in inculcating soft skills, life skills, and employment skills to prepare students for future needs
- The action plans for the effective implementation of the curriculum are satisfactory
- Faculty initiatives are satisfactory
- The ICT enabled teaching is satisfactory
- Faculty members are responsive to student needs

Q1: Curriculum design suitable for meeting the overall development of students

S.No.	Rating Scale	No of Responses	%
1	Strongly Agree	147	44.55
2	Agree	116	35.15
3	Neutral	48	14.55
4	Disagree	13	3.93
5	Strongly Disagree	6	1.82
Total		330	100

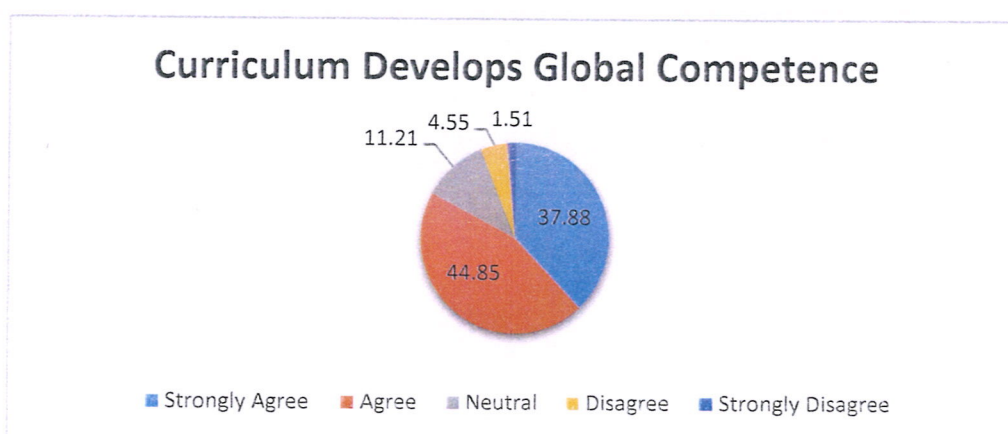
44.55% of alumni strongly agreed that the curriculum design is suitable for meeting the global development of students at the university; 35.15% agreed, 14.55% were neutral, 3.93% disagreed, and 1.82% strongly disagreed.



Q2: The curriculum develops global competence in students

S.No.	Rating Scale	No of Responses	%
1	Strongly Agree	125	37.88
2	Agree	148	44.85
3	Neutral	37	11.21
4	Disagree	15	4.55
5	Strongly Disagree	5	1.51
Total		330	100

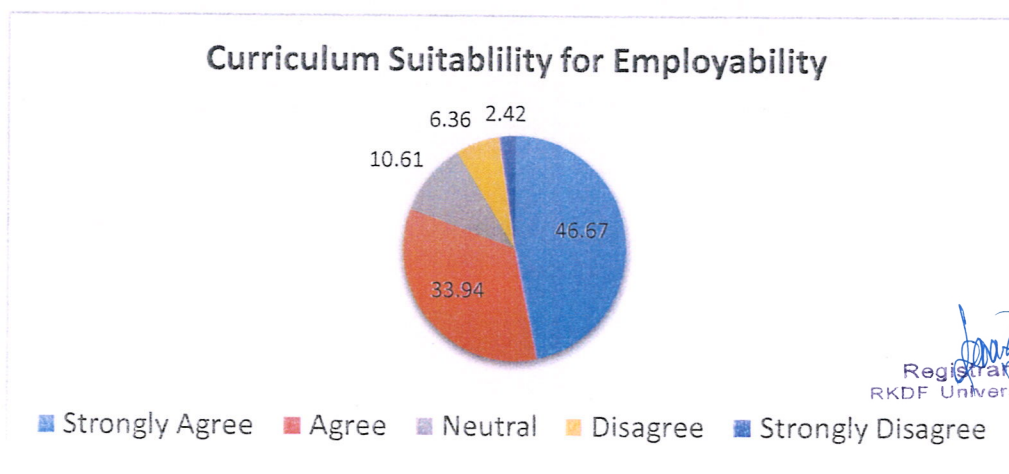
37.88% of alumni strongly agreed that the curriculum develops global competence in students at the university; 44.85% agreed, 11.21% were neutral, 4.55% disagreed, and 1.51% strongly disagreed.



Q3: Curriculum is suitable for employability in the present scenario

S.No.	Rating Scale	No of Responses	%
1	Strongly Agree	154	46.67
2	Agree	112	33.94
3	Neutral	35	10.61
4	Disagree	21	6.36
5	Strongly Disagree	8	2.42
Total		330	100

46.67% of alumni strongly agreed that the curriculum is suitable for employability in the present scenario; 33.94% agreed, 10.61% were neutral, 6.36% disagreed, and 2.42% strongly disagreed.

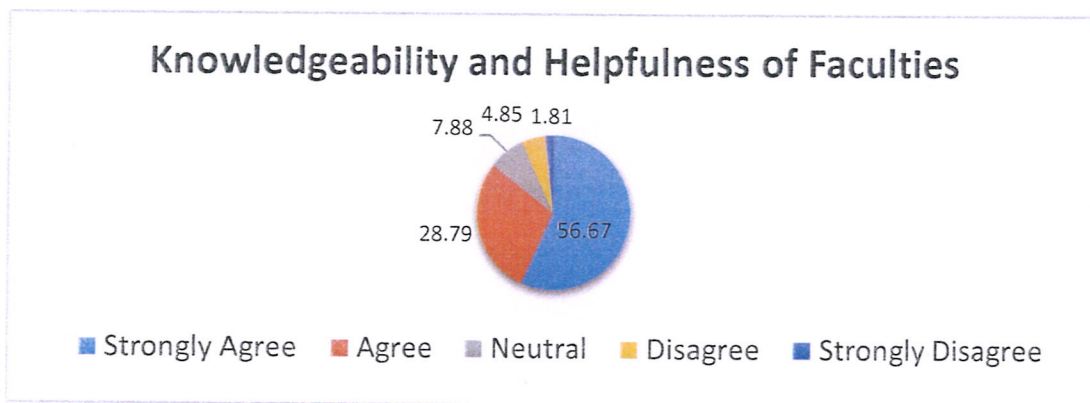


Registrar
RKDF University

Q4: Faculties are knowledgeable and helpful in improving students learning

S.No.	Rating Scale	No of Responses	%
1	Strongly Agree	187	56.67
2	Agree	95	28.79
3	Neutral	26	7.88
4	Disagree	16	4.85
5	Strongly Disagree	6	1.81
Total		330	100

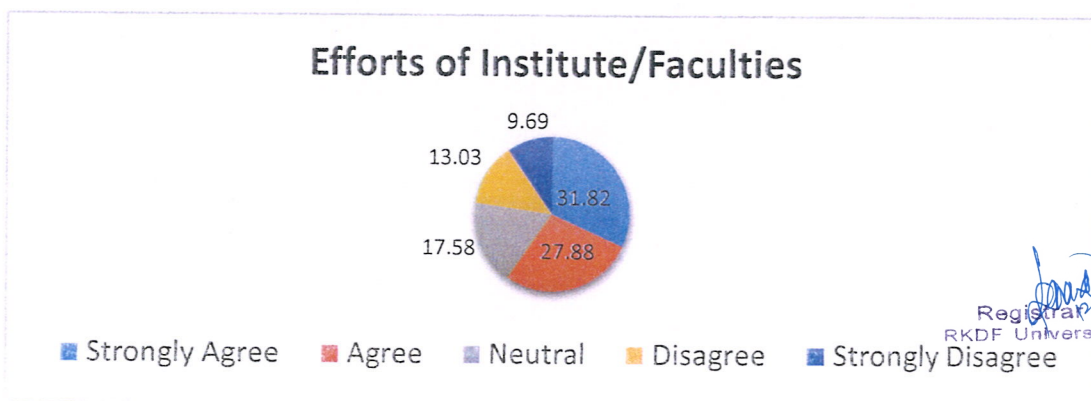
56.67% of alumni strongly agreed that the faculties are knowledgeable and helpful in improving students learning; 28.79% agreed, 7.88% were neutral, 4.85% disagreed, and 1.81% strongly disagreed.



Q5: Institute/faculty member makes efforts in inculcating soft skills, life skills, and employment skills to prepare students for future needs

S.No.	Rating Scale	No of Responses	%
1	Strongly Agree	105	31.82
2	Agree	92	27.88
3	Neutral	58	17.58
4	Disagree	43	13.03
5	Strongly Disagree	32	9.69
Total		330	100

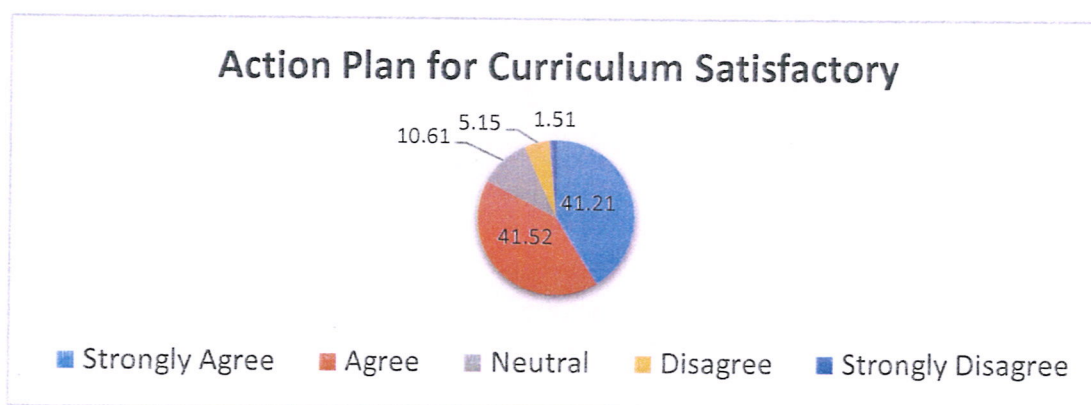
31.82% of alumni strongly agreed that the institute and faculty make efforts to incubate soft skills, life skills, and employable skills to prepare students for future requirements; 27.88% agreed, 17.58% were neutral, 13.03% disagreed, and 9.69% strongly disagreed.



Q6: The action plans for the effective implementation of the curriculum are satisfactory

S.No.	Rating Scale	No of Responses	%
1	Strongly Agree	136	41.21
2	Agree	137	41.52
3	Neutral	35	10.61
4	Disagree	17	5.15
5	Strongly Disagree	5	1.51
Total		330	100

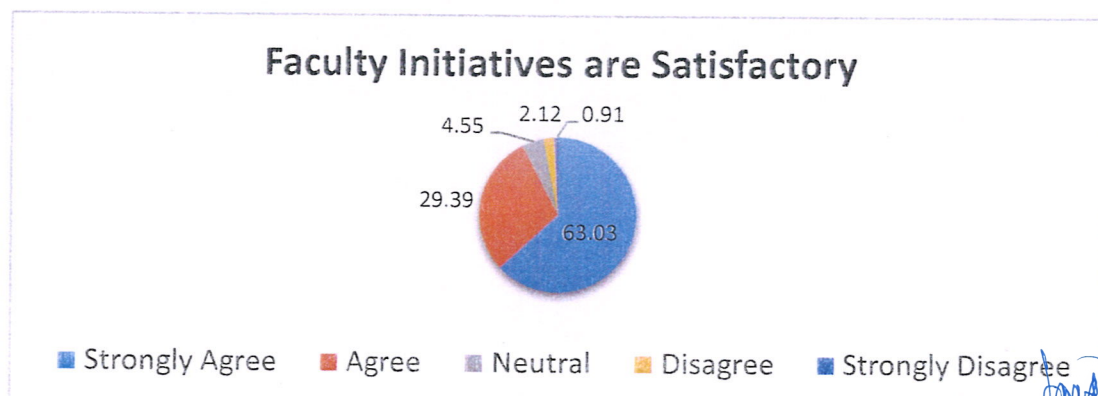
41.21% of alumni strongly agreed that the action plans for the effective implementation of the curriculum are satisfactory; 41.52% agreed, 10.61% were neutral, 5.15% disagreed, and 1.51% strongly disagreed.



Q7: Faculty initiatives are satisfactory

S.No.	Rating Scale	No of Responses	%
1	Strongly Agree	208	63.03
2	Agree	97	29.39
3	Neutral	15	4.55
4	Disagree	7	2.12
5	Strongly Disagree	3	0.91
Total		330	100

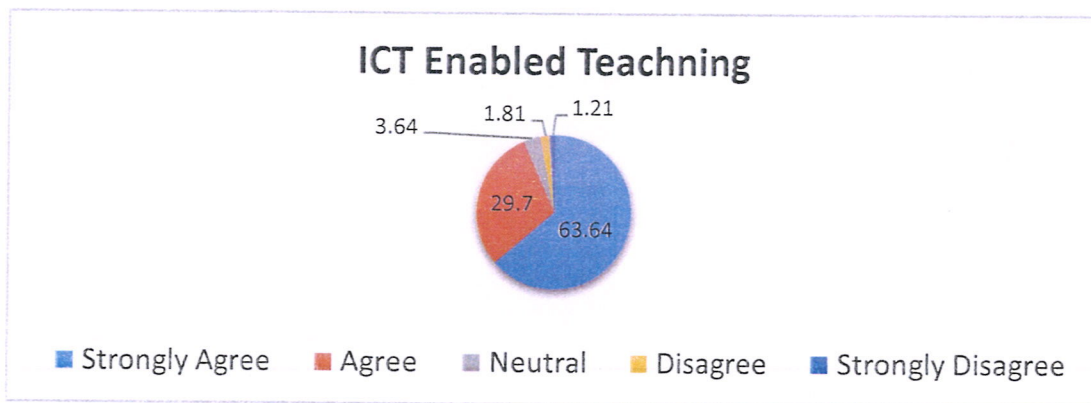
63.03% of alumni strongly agreed that initiatives from faculties in the University are satisfactory; 29.39% agreed, 4.55% were neutral, 2.12% disagreed, and 0.91% strongly disagreed.



Q8: The ICT enabled teaching is satisfactory

S.No.	Rating Scale	No of Responses	%
1	Strongly Agree	210	63.64
2	Agree	98	29.7
3	Neutral	12	3.64
4	Disagree	6	1.81
5	Strongly Disagree	4	1.21
Total		330	100

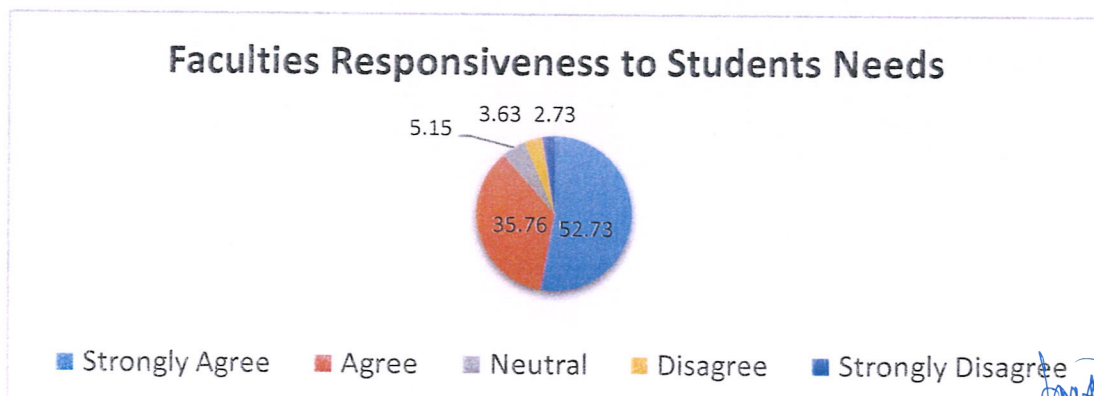
63.64% of alumni strongly agreed that the information and communication technology-enabled teaching facilities are satisfactory; 29.7% agreed, 3.64% were neutral, 1.81% disagreed, and 1.21% strongly disagreed.




Q9: Faculty members are responsive to student needs

S.No.	Rating Scale	No of Responses	%
1	Strongly Agree	174	52.73
2	Agree	118	35.76
3	Neutral	17	5.15
4	Disagree	12	3.63
5	Strongly Disagree	9	2.73
Total		330	100

52.73% of alumni strongly agreed that the faculty members are responsive to student needs; 35.76% agreed, 5.15% were neutral, 3.63% disagreed, and 2.73% strongly disagreed.




Recommendations: Need to revisit the functioning of Placement cell


Dr. Mohan Pawar
Chairman


Dr. A C Nayak
Member


Ms. Sonal Singh
Member


Ms. Anshuma Upadhyaya
Member


Mr. Aditya Khare
Member

RKDF University Bhopal

Feedback Analysis

Academic Year 2021-22

Feedback from Teachers

The feedback was collected confidentially from teachers for academic session 2021-22

Analysis of Feedback

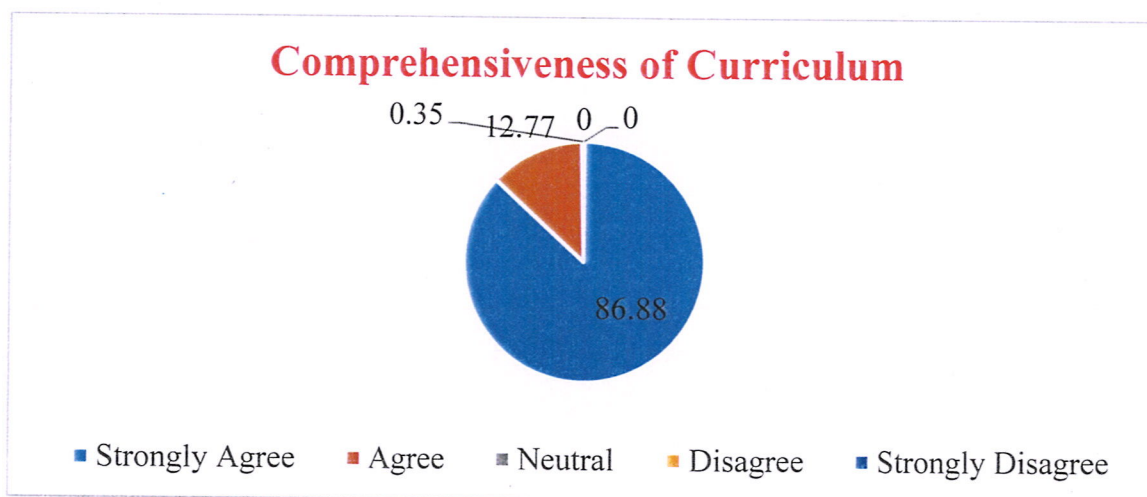
The feedback has been analysed by categorizing the questions in feedback form into seven categories:

- Curriculum is comprehensive, relevant and appropriate for the program
- The learning objectives are clear and appropriate to the needs of the students
- Department level subject expert committee meetings are held for reviewing the syllabus
- Faculties are given enough freedom to contribute their ideas on design and development of curriculum
- Curriculum is updated as per needs from time to time.
- The study materials are easily available
- Syllabus is job oriented

Q1: Curriculum is comprehensive, relevant and appropriate for the program

S.No.	Rating Scale	No of Responses	%
1	Strongly Agree	245	86.88
2	Agree	36	12.77
3	Neutral	1	0.35
4	Disagree	0	0
5	Strongly Disagree	0	0
Total		282	100

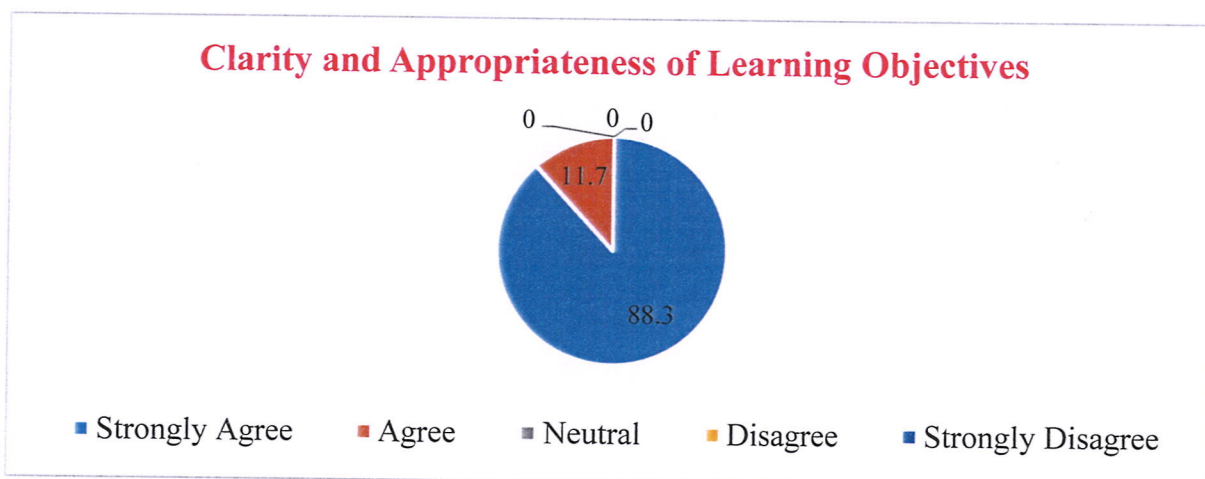
86.88% of teachers strongly agreed that the curriculum is comprehensive, relevant and appropriate for program at the university; **12.77%** agreed, **0.35%** were neutral



Q2: The learning objectives are clear and appropriate to the needs of the students

S.NO	Rating Scale	No of responses	%
1	Strongly Agree	249	88.3
2	Agree	33	11.7
3	Neutral	0	0
4	Disagree	0	0
5	Strongly Disagree	0	0
Total		282	100

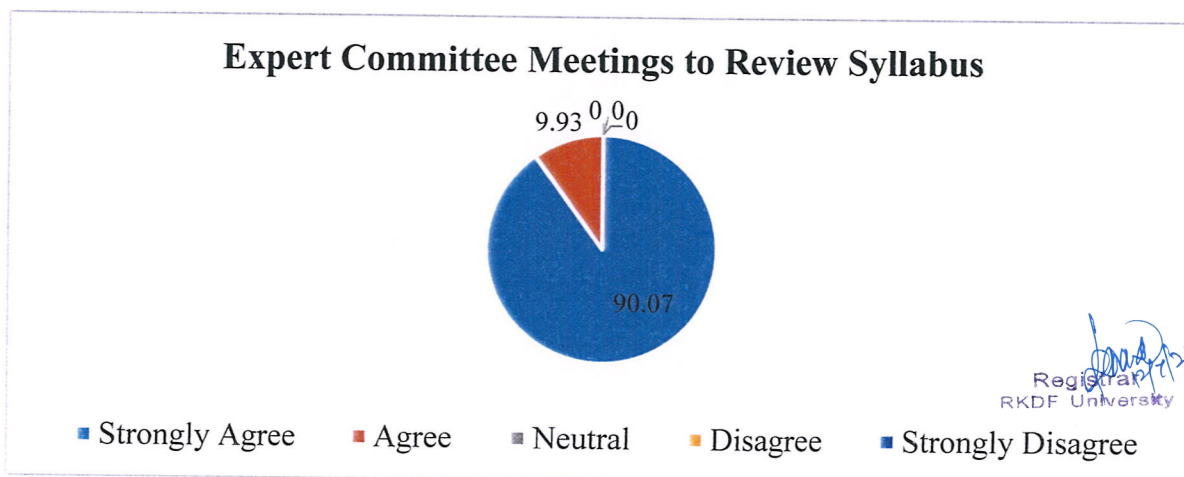
88.3% of teachers strongly agreed, and 11.7% agreed that the learning objectives are clear and appropriate to the needs of the students at the university.



Q3: Department level subject expert committee meetings are held for reviewing the syllabus

S.NO	Rating Scale	No of respondents	%
1	Strongly Agree	254	90.07
2	Agree	28	9.93
3	Neutral	0	0
4	Disagree	0	0
5	Strongly Disagree	0	0
Total		282	100

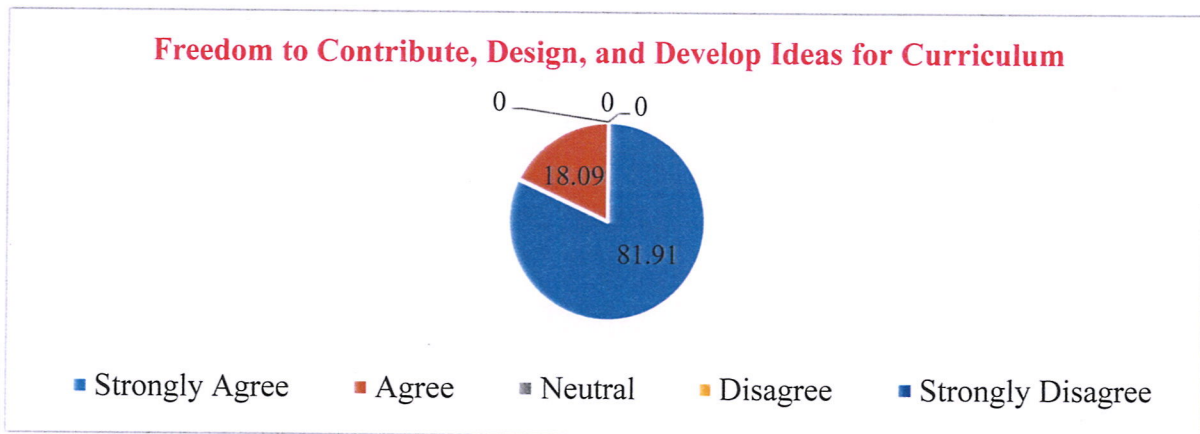
90.07% of teachers strongly agreed, and 9.93% agreed that department-level subject expert committee meetings are held for reviewing the syllabus at the university.



Q4: Faculties are given enough freedom to contribute their ideas on design and development of curriculum

S.No.	Rating Scale	No of Responses	%
1	Strongly Agree	231	81.91
2	Agree	51	18.09
3	Neutral	0	0
4	Disagree	0	0
5	Strongly Disagree	0	0
Total		282	100

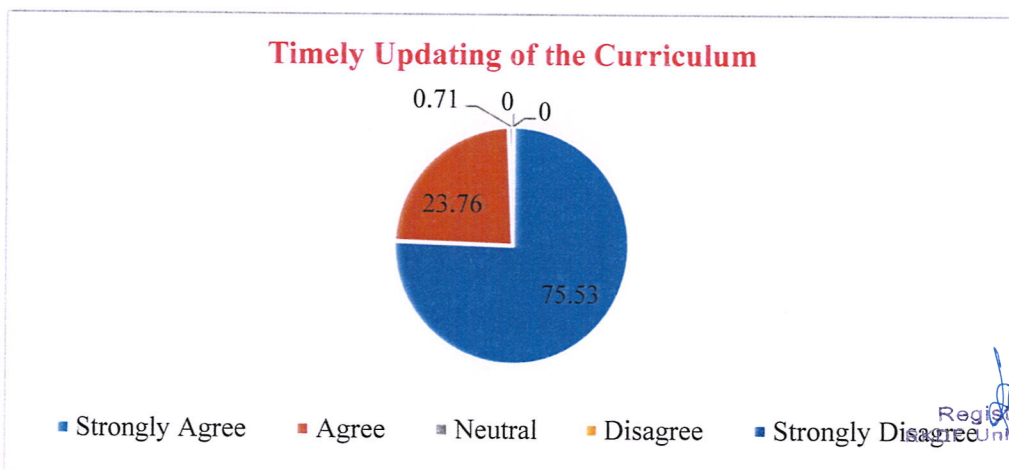
81.91% of teachers strongly agreed, and 18.09% agreed that faculties are given enough freedom to contribute their ideas on the design and development of curriculum.



Q5: Curriculum is updated as per needs from time to time

S.NO	Rating Scale	No of responses	%
1	Strongly Agree	213	75.53
2	Agree	67	23.76
3	Neutral	2	0.71
4	Disagree	0	0
5	Strongly Disagree	0	0
Total		282	100

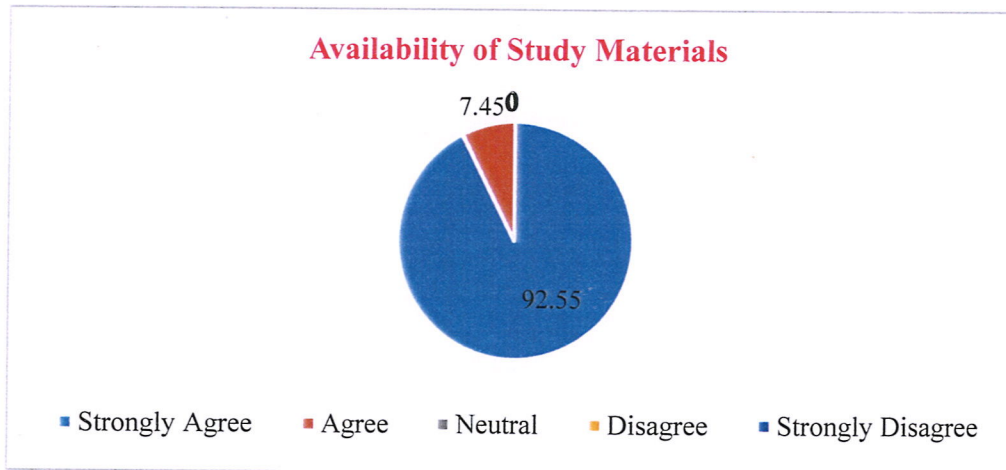
75.53% of teachers strongly agreed that the curriculum is updated as per requirements from time to time at the University; 23.76% agreed, and 0.71% were neutral.



Q6: The study materials are easily available

S.No	Rating Scale	No of Responses	%
1	Strongly Agree	261	92.55
2	Agree	21	7.45
3	Neutral	0	0
4	Disagree	0	0
5	Strongly Disagree	0	0
Total		282	100

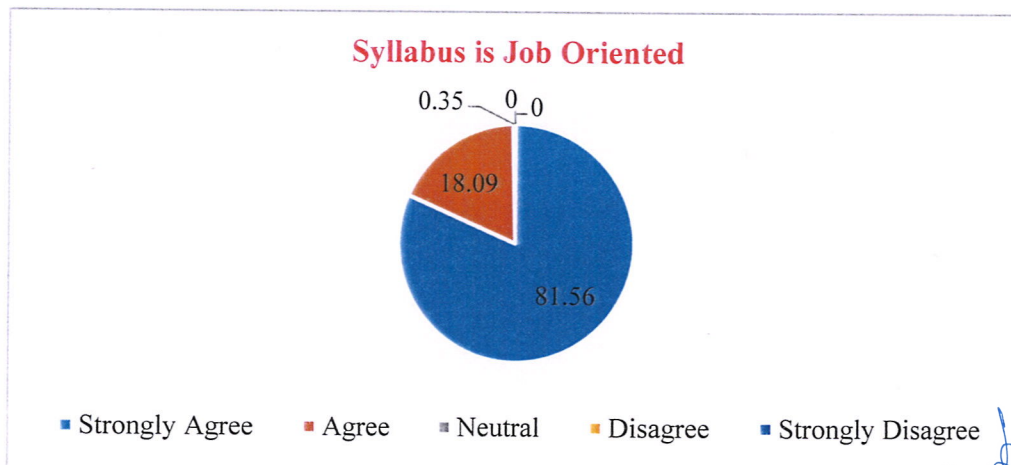
43.62% of teachers strongly agreed, and 7.45% agreed that the study materials are easily available at the University.



Q7: Syllabus is job oriented


S.No	Rating Scale	No of Responses	%
1	Strongly Agree	230	81.56
2	Agree	51	18.09
3	Neutral	1	0.35
4	Disagree	0	0
5	Strongly Disagree	0	0
Total		282	100

81.56% of teachers strongly agreed that the University syllabus is job oriented; 18.09% agreed, and 0.35% were neutral.




Recommendations: Regarding few suggestions of teachers important following steps are advised to be taken


1. Syllabus update should be done more frequently
2. More number of faculty development programs should be organised.


Dr. Mohan Singh Pawar
Chairman


Dr. A C Nayak
Member


Ms. Sonal Singh
Member


Ms. Anshuma Upadhyay
Member


Mr. Aditya Khare
Member

RKDF University Bhopal

Feedback Analysis

Academic Year 2021-22

Feedback from Employers

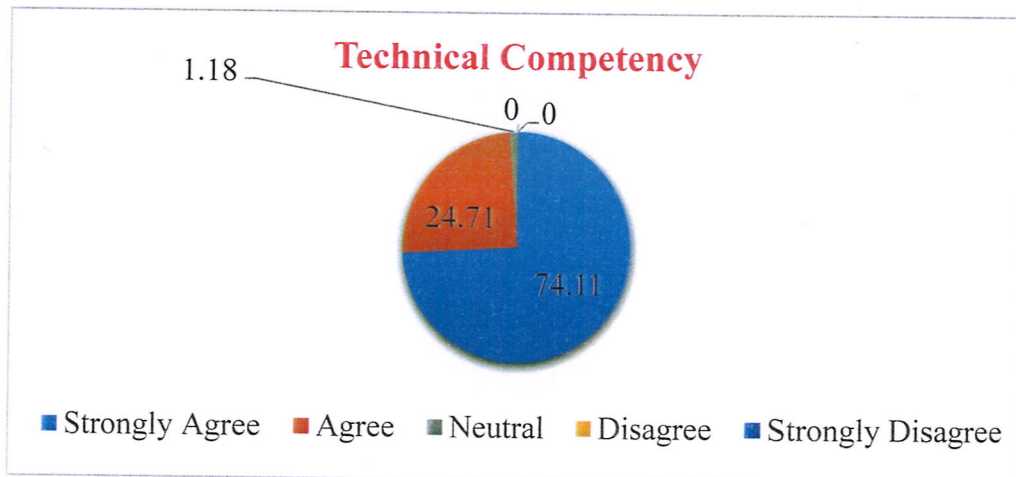
The feedback was collected confidentially from employers for academic session 2021-22. The feedback has been analysed by categorizing the questions in feedback form into nine categories

- Technical Competency
- Leadership and Professional Ethics
- Self-Motivation
- Proficiency in Soft Skills
- Innovative ideas generation
- Relevance of the syllabus

Q1: Technical Competency

S.No.	Rating Scale	No of Responses	%
1	Strongly Agree	63	74.11
2	Agree	21	24.71
3	Neutral	1	1.18
4	Disagree	0	0
5	Strongly Disagree	0	0
Total		85	100

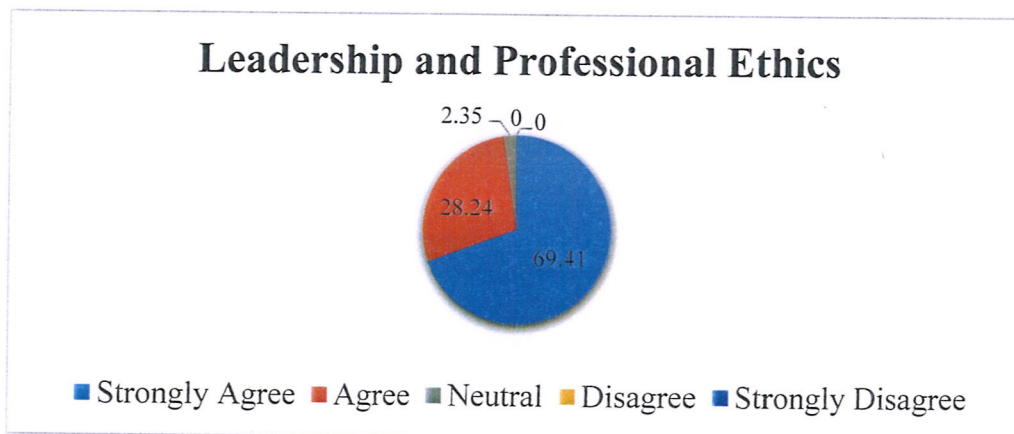
74.11% of employers strongly agreed on the technical competence at the university; 24.71% agreed, and 1.18% were neutral.



Q2: Leadership and Professional Ethics

S.No.	Rating Scale	No of Responses	%
1	Strongly Agree	59	69.41
2	Agree	24	28.24
3	Neutral	2	2.35
4	Disagree	0	0
5	Strongly Disagree	0	0
Total		85	100

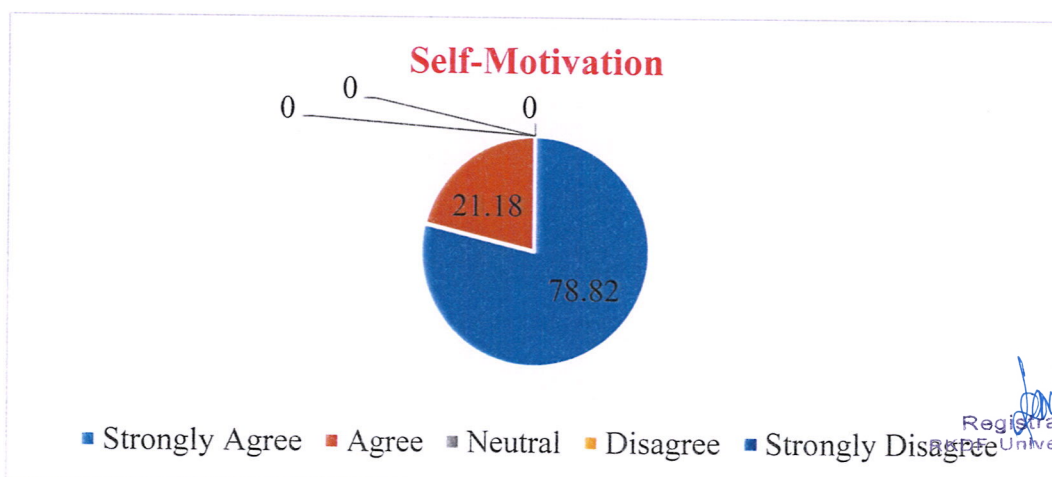
69.41% of employers strongly agreed on leadership and professional ethics at the university; 28.24% agreed, and 2.35% were neutral.



Q3: Self-Motivation

S.No.	Rating Scale	No of Responses	%
1	Strongly Agree	67	78.82
2	Agree	18	21.18
3	Neutral	0	0
4	Disagree	0	0
5	Strongly Disagree	0	0
Total		85	100


78.82% of employers strongly agreed on self-motivation and 23.53% agreed.



Q4: Proficiency in Soft Skills

S.No.	Rating Scale	No of Responses	%
1	Strongly Agree	69	81.18
2	Agree	15	17.65
3	Neutral	1	1.17
4	Disagree	0	0
5	Strongly Disagree	0	0
Total		85	100

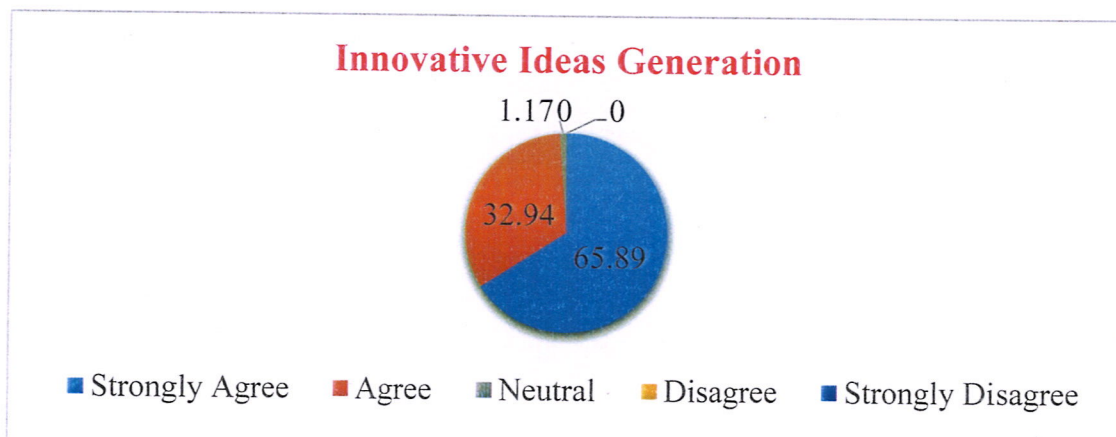
81.18% of employers strongly agreed with proficiency in soft skills; 17.65% agreed, and 1.17% were neutral.



Q5: Innovative ideas generation

S.No.	Rating Scale	No of Responses	%
1	Strongly Agree	56	65.89
2	Agree	28	32.94
3	Neutral	1	1.17
4	Disagree	0	0
5	Strongly Disagree	0	0
Total		85	100


65.89% of employers strongly agreed on innovative ideas generation; 32.94% agreed, and 1.17% were neutral.



Q6: Relevance of the syllabus


S.No.	Rating Scale	No of Responses	%
1	Strongly Agree	76	89.41
2	Agree	9	10.59
3	Neutral	0	0
4	Disagree	0	0
5	Strongly Disagree	0	0
Total		85	100

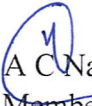
89.41% of employers strongly agreed on relevance of the syllabus and 10.59% agreed.




Recommendations: As per the analysis of Employers' feedback forms, the committee proposes following recommendations.

1. Need to revisit the functioning of Placement cell
2. Students should have more technical exposure through frequent industrial visits.


Dr. Mohan Singh Pawar
Chairman


Dr. A C Nayak
Member


Ms. Sonal Singh
Member


Ms. Anshuma Upadhyay
Member


Mr. Aditya Khare
Member